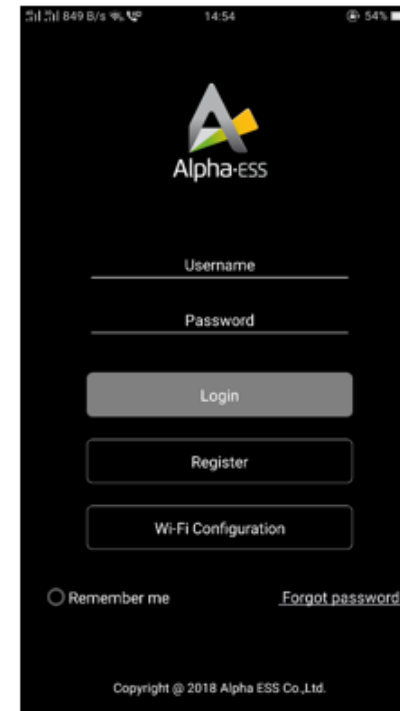


WIFI CONFIGURATION

Configuration Network-APP



Step1: Download and install the APP by scanning the QR code.
Directly connect to SMILE-B3 by WiFi module.



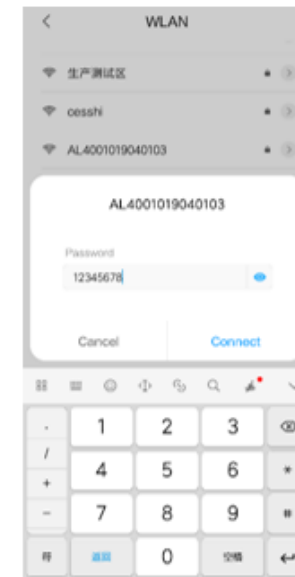
Step2: Open Alpha ESS APP, click the “Wi-Fi configuration” button and enter the WiFi configuration interface.

WIFI CONFIGURATION

Configuration Network-APP



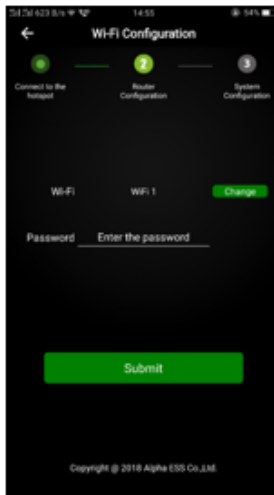
Step3: After that please check whether your mobile phone has connected to the system hotspot.



Step4: if your mobile phone hasn't connected to the system hotspot, please open the Wi-Fi network list. Please find the hotspot named after the product SN in WLAN list and connect to it. If the Wi-Fi module is Yilian, please enter the password 12345678, otherwise please connect directly. After successful setting, please go back to APP and click "Next".

WIFI CONFIGURATION

Configuration Network-APP



Step5: enter the WiFi account and password and then save it, the configuration is successful, click "next".



Step6: Set the basic parameters, and you can see the details of equipment, click "submit" button ,

